

# STRIVE'S FOCUS FOLDER FLOWCHARTS

# *Acadience*

K-5th Bundle

Updated 11.09.2022









STRIVE Consulting

SUPPORTING teachers in improving teaching and learning by: building TRUSTING relationships | being RESPONSIVE to teacher needs,

using solutions oriented INNOVATIVE thinking | VALIDATING achievement and progress for teachers and students | ENGAGING with teachers in their hard work







## Kindergarten Flow Chart Fall to Winter Acadience

<b>Step 1</b> Create sticky notes	<p><b>Write each student's name on a sticky note correlating to his or her level or tier based upon Composite Score (pink for intensive, yellow for strategic, green for core, and blue for above core).</b></p> <p><i>If a student has a composite score of 38 or above, write his or her name on a blue sticky note. If a student has a composite score between 26-37, write his or her name on a green sticky, and so on for yellow and pink</i></p>			
<b>If...</b>	<b>12 or below</b> Pink sticky note	<b>13-25</b> Yellow sticky note	<b>26-37</b> Green sticky note	<b>38 and above</b> Blue sticky note
<b>Step 2</b> Sort Sticky Notes First by LNF	<p><i>Any student that has a 11 or above on LNF is sorted into the first pile, which stays with the data on the right side of the bold line. The students that have a 10 or below on LNF are sorted into the second pile, which stays with the data on the left side of the bold line. Then, the students are sorted again. Starting with the pile on the right, students with an FSF score of 10 or above are placed into Group D and students with an FSF score of 9 or below that also have an LNF score of 11 or above are placed in Group C. From the pile on the left, students with an FSF score of 6 or above that also have an LNF score of 10 or below are placed into Group B. The students that have an FSF score of 5 or below are placed into Group A.</i></p>			
	<b>10 or Below on LNF</b> 			<b>11 or Above on LNF</b> 
<b>Step 3</b> Now sort each side by FSF	<b>FSF 5 or Below</b>  <b>Group A</b>	<b>FSF 6 or Above</b>  <b>Group B</b>	<b>FSF 9 or Below</b>  <b>Group C</b>	<b>FSF 10 or Above</b>  <b>Group D</b>
<p><b>There is a significant amount of 'gray' area when sorting kindergarten data.</b> Teachers might need to use best judgment on students who don't align neatly with the numbers. <b>Progress monitoring will indicate movement very quickly for K if strategies from the focus sheet are used.</b></p>				

LNF- Letter Naming Fluency    FSF- First Sound Fluency

[www.strivetlc.com](http://www.strivetlc.com)  
Updated 09.02.2022

## 1st Grade Flow Chart Fall to Winter- Acadience

<b>Step 1</b> Create sticky notes	<p><b>Write each student's name on a sticky note correlating to his or her level or tier based upon Composite Score (pink for intensive, yellow for strategic, green for core, and blue for above core).</b></p> <p><i>If a student has a composite score of 129 or above, write his or her name on a blue sticky note. If a student has a composite score between 113-128, write his or her name on a green sticky, and so on for yellow and pink.</i></p>			
<b>If...</b>	<b>96 or below</b> Pink sticky note	<b>97-112</b> Yellow sticky note	<b>113-128</b> Green sticky note	<b>129 or above</b> Blue sticky note
<b>Step 2</b> Sort Sticky Notes by CLS	<p><i>Any student that has a 27 or above CLS is sorted into the first pile, which stays with the data on the right side of the bold line. The students with a 26 or below on CLS are sorted into the second pile, which stays with the data on the left side of the bold line. Then, the students are sorted again. Students in the pile on the right with a 4 or above on WWR are placed into Group D and students with a 3 or below on WWR are placed in Group C. From the pile on the left, students with a 25 or above on PSF are placed into Group B. Students with a 24 or below on PSF are placed into Group A.</i></p>			
	<b>26 or Below on NWF-CLS</b> 	<b>27 or Above on NWF-CLS</b> 		
<b>Step 3</b>	<b>PSF 24 and Below</b>  <b>Group A</b>	<b>PSF 25 and Above</b>  <b>Group B</b>	<b>NWF-WWR 3 and Below</b>  <b>Group C</b>	<b>NWF-WWR 4 and Above</b>  <b>Group D</b>
<p>Note: First grade data can show mixed results. The goal to find the most critical point of instruction. If students can already read fluently (above 45 WCPM with an accuracy rate over 90%) the NWF data will be less applicable. <b>The goal is to have a CLS score above 58 and whole words read score between 13-24 by the end of the year.</b> Once those markers are met the focus should be on large amounts of <b>text reading and high frequency words</b>. There is grey area in using first grade data! See your reading coach for more info on correct student placement.</p>				

**NWF-CLS-** Nonsense Word Fluency-Correct Letter Sounds  
**PSF-** Phoneme Segmentation Fluency

**NWF-WWR-** Nonsense Word Fluency- Whole Words Read

[www.strivetlc.com](http://www.strivetlc.com)  
Updated 09.02.2022

## 2nd Grade Flow Chart Fall to Winter-Acadience

<b>Step 1</b>	<p><b>Write each student's name on a sticky note correlating to his or her level or tier based upon Composite Score (pink for intensive, yellow for strategic, green for core, and blue for above core).</b></p> <p><i>If a student has a composite score of 202 or above, write his or her name on a blue sticky note. If a student has a composite score between 141-201, write his or her name on a green sticky, and so on for yellow and pink.</i></p>				
<b>If...</b>	<b>108 or Below</b> Pink sticky note	<b>109-140</b> Yellow sticky note	<b>141-201</b> Green sticky note	<b>202 or Above</b> Blue sticky note	
<b>Step 2</b>	<p><b>Sort Sticky Notes by ORF-WC</b></p> <p><i>Any student that has a 52 or above on ORF-WC is sorted into the first pile, which stays with the data on the right side of the bold line. The students with a 51 or below on ORF-WC are sorted into the second pile, which stays with the data on the left side of the bold line. Then, the students are sorted again. Students from the pile on the right with a 96% or above on ORF-Accuracy are placed into Group D and students with an ORF-Accuracy score of 95% or below are placed in Group C. Students in the pile on the left with a 6 or above on NWF-WWR are placed into Group B. Students with a 5 or below on NWF-WWR are placed into Group A. Group A can be sorted again into A1 and A2 using NWF-CLS data.</i></p>				
	<b>51 or Below on ORF-WC</b>  ↓			<b>52 or Above on ORF-WC</b>  ↓	
<b>Step 3</b>	<b>NWF-WWR 5 or Below</b>  ↓ <b>Group A</b>	<b>NWF-WWR 6 or Above</b>  ↓ <b>Group B</b>		<b>ORF Accuracy 95% or Below</b>  ↓ <b>Group C</b>	<b>ORF Accuracy 96% or Above</b>  ↓ <b>Group D</b>
	<b>A1:</b> NWF-CLS 34 or below	<b>A2:</b> NWF-CLS 35 or above			
	If more information is needed to sort into A1 and A2, use other diagnostic assessments and secondary data points.				

**ORF-WC-** Oral Ready Fluency- Words Correct (Fluency)  
**NWF-CLS-** Nonsense Word Fluency-Correct Letter Sounds

**NWF-WWR-** Nonsense Word Fluency-Whole Words Read  
[www.strivetlc.com](http://www.strivetlc.com)

Updated 09.02.2022

## 3<sup>rd</sup> Grade Flow Chart Fall to Winter-Acadience

<b>Step 1</b>	<p><b>Write each student's name on a sticky note correlating to his or her level or tier based upon Composite Score (pink for intensive, yellow for strategic, green for core, and blue for above core).</b></p> <p><i>If a student has a composite score of 289 or above, write his or her name on a blue sticky note. If a student has a composite score between 220-288, write his or her name on a green sticky, and so on for yellow and pink.</i></p>				
<b>If...</b>	<b>179 or Below</b> Pink sticky note	<b>180-219</b> Yellow sticky note	<b>220-288</b> Green sticky note	<b>289 or Above</b> Blue sticky note	
<b>Step 2</b>	<p style="text-align: center;"><b>Sort Sticky Notes by ORF-WC</b></p> <p><i>Any student that has a 73 or above on ORF-WC is sorted into the first pile, which stays with the data on the right side of the bold line. The students that have a 72 or below on ORF-WC are sorted into the second pile, which stays with the data on the left side of the bold line. Then, the students are sorted again. Starting with the pile on the right students with a Lexile 670 or above are placed into Group D and students with a Lexile of 669 or below that also have an ORF-WC of 73 or above are placed in Group C. From the pile on the left, students with an ORF-Accuracy at 89% or above are placed into Group B. Students with an ORF-Accuracy of 88% or below are placed into Group A. Group A can be sorted again into Groups A1 and A2 using ORF-WC scores and other diagnostic assessments.</i></p>				
	<b>72 or Below on ORF-WC</b> 			<b>*73 or above on ORF-WC</b> 	
<b>Step 3</b>	<b>ORF-Accuracy 88% or Below</b>  <b>Group A</b>	<b>ORF-Accuracy 89% and Above</b>  <b>Group B</b>		<b>Lexile 669 or Below</b>  <b>Group C</b>	<b>Lexile 670 and Above</b>  <b>Group D</b>
	<b>A1:</b> ORF-WC 5 4 and below	<b>A2:</b> ORF-WC 55 and above		For Groups C & D, cross check with MAZE score and Accuracy. Group C: Maze 10 and below and/or Accuracy 97% and below Group D: Maze 11 and above and/or Accuracy 98% and above	
	If more information is needed to sort into A1 and A2, use other diagnostic assessments and secondary data points.				







**ORF-WC** – Oral Reading Fluency- Words Correct (Fluency)

**ORF-Accuracy** – Oral Reading Fluency Accuracy

[www.strivetlc.com](http://www.strivetlc.com)

Updated 09.02.2022

## 4<sup>th</sup> Grade Flow Chart Fall to Winter Acadience

<b>Step 1</b>	<p><b>Write each student's name on a sticky note correlating to his or her level or tier based upon Composite Score (pink for intensive, yellow for strategic, green for core, and blue for above core).</b>  <i>If a student has a composite score of 341 or above, write his or her name on a blue sticky note. If a student has a composite score between 290-340, write his or her name on a green sticky, and so on for yellow and pink.</i></p>					
<b>If...</b>	<b>0-244</b> Pink sticky note	<b>245-289</b> Yellow sticky note	<b>290-340</b> Green sticky note	<b>341 or above</b> Blue sticky note		
<b>Step 2</b>	<p><b>Sort Sticky Notes by ORF-WC</b></p> <p><i>Any student that has a 90 or above on ORF-WC is sorted into the first pile, which stays with the data on the right side of the bold line. The students that have an ORF-WC of 89 or below are sorted into the second pile, which stays with the data on the left side of the bold line. Then, the students are sorted again. Starting with the pile on the right, students with a Lexile 841 or above are placed into Group D and students with a Lexile of 840 or below that also have an ORF-WC of 90 or above are placed in Group C. Students in the pile on the left with an ORF-WC of 70-89 are placed into Group B. The students that have an ORF-WC of 69 or below are placed into Group A. Group A can be sorted again into Groups A1 and A2 using ORF-WC.</i></p>					
<b>Step 3</b>	<b>89 or below on ORF-WC</b>  	<b>90 or Above on ORF-WC</b>  	<b>ORF-WC 69 or Below</b>   <b>Group A</b>	<b>ORF-WC 70-89</b>   <b>Group B</b>	<b>Lexile 840 or Below</b>   <b>Group C</b>	<b>Lexile 841 and Above</b>   <b>Group D</b>
	<b>A1</b> 0-55	<b>A2</b> 56-69	<p>For Groups C &amp; D, cross check with Maze scores, Accuracy, and/or Weekly Assessments.            Group C: Maze 17 or below, Accuracy 97% or below            Group D: Maze 18 and above, Accuracy 98% and above, Weekly Assessments 80% or above</p>			
	<p>If more information is needed to sort into A1 and A2, use other diagnostic assessments and secondary data points.</p>					

**ORF-WC-** Oral Reading Fluency- Word Correct (Fluency)

## 5<sup>th</sup> Grade Flow Chart Fall to Winter - Acadience

<b>Step 1</b>	<p><b>Write each student's name on a sticky note correlating to his or her level or tier based upon Composite Score (pink for intensive, yellow for strategic, green for core, and blue for above core).</b></p> <p><i>If a student has a composite score of 386 or above, write his or her name on a blue sticky note. If a student has a composite score between 357-385, write his or her name on a green sticky, and so on for yellow and pink.</i></p>			
<b>If...</b>	<b>0-257</b> Pink sticky note	<b>258-356</b> Yellow sticky note	<b>357-385</b> Green sticky note	<b>386 or above</b> Blue sticky note
<b>Step 2</b>	<p style="text-align: center;"><b>Sort Sticky Notes by ORF-WC</b></p> <p><i>Any student that has a 111 or above on ORF-WC is sorted into the first pile, which stays with the data on the right side of the bold line. The students that have an ORF-WC of 110 or below are sorted into the second pile, which stays with the data on the left side of the bold line. Then, the students are sorted again. Students on the right with a Lexile of 921 or above are placed into Group D and students with a Lexile of 920 or below are placed in Group C. Students on the left with a and ORF-WC of 96-110 are placed into Group B. The students that have an ORF-WC of 95 or below are placed into Group A. Group A can be sorted again into Groups A1 and A2 using ORF-WC.</i></p>			
<b>Step 3</b>	<b>ORF-WC 110 or Below</b> ↓		<b>ORF-WC 111 or Above</b> ↓	
	<b>ORF-WC 95 or Below</b> ↓ <b>Group A</b>	<b>ORF-WC 96-110</b> ↓ <b>Group B</b>	<b>Lexile 920 or below</b> ↓ <b>Group C</b>	<b>Lexile 921 and above</b> ↓ <b>Group D</b>
	<b>A1:</b> ORF-WC 0-69	<b>A2:</b> ORF-WC 70-95	<p>For Groups C &amp; D, cross check with Maze scores, Accuracy, and/or Weekly Assessments.</p> <p>Group C: Maze 20 or below, Accuracy 98% or below</p> <p>Group D: Maze 21 and above, Accuracy 99% and above, Weekly Assessments 80% or above</p>	
	<p>If more information is needed to sort into A1 and A2, use other diagnostic assessments and secondary data points.</p>			


**ORF-WC-** Oral Reading Fluency- Words Correct

[www.strivetlc.com](http://www.strivetlc.com)

Updated 09.02.2022

# Contact us

[www.strivetlc.com/contact-us](http://www.strivetlc.com/contact-us)



We STRIVE to support teachers, leaders, and coaches through evidence-based practices and positive supporting relationships. We customize our support based on school needs to build capacity for improved learner outcomes.

We STRIVE to provide TLC (tender, loving, care) to teachers, leaders, and coaches through our nonprofit by giving back at least 10% of all STRIVE proceeds through consulting, scholarships, resources, and give-a-ways.

**STRIVE** services include professional development (virtual and in person), onsite consulting, customized development work, and proposal and grant writing. STRIVE's evidence-based models lay the foundation for supporting teachers, leaders, and coaches in their journey for improving learner outcomes. We take pride in customizing each module to meet the needs of each client.

STRIVE's Models:

- STRIVE's PreK Literacy
- STRIVE's Elementary Literacy
- STRIVE's Adolescent Literacy
- STRIVE's Data System: a how to on planning, teaching, and assessing reading groups
- STRIVE's Teams: a how-to on building effective teams with effective instructional leadership
- STRIVE's Coaching: a how-to on becoming an effective instructional coach