

STRIVE'S FOCUS FOLDER FLOWCHARTS

Acadience and iReady







3rd-5th Bundle







STRIVE Consulting

SUPPORTING teachers in improving teaching and learning by: building TRUSTING relationships | being RESPONSIVE to teacher needs, using solutions oriented INNOVATIVE thinking | VALIDATING achievement and progress for teachers and students | ENGAGING with teachers in their hard work

3rd Grade Flow Chart Fall to Winter-Acadience and i-Ready

Step 1	<p>Write each student's name on a sticky note indicating his or her level or tier based upon winter benchmark Composite Score (pink for intensive, yellow for strategic, green for core, and blue for above core).</p> <p><i>If a student has a composite score of 603 or above on i-ready and 289 or above on Acadience, write his or her name on a blue sticky note. If a student has a composite score between 514-602 on i-ready and 220-288 on Acadience, write his or her name on a green sticky, and so on for yellow and pink. i-ready trumps for color of sticky but note if Acadience would put students in a different group than their i-ready score.</i></p>			
If...	475 or below 179 or Below Pink sticky note	476-513 180-219 Yellow sticky note	514-602 220-288 Green sticky note	603 or above 289 or Above Blue sticky note
Step 2	Sort Sticky Notes by DORF <p><i>Any student that has a 90 or above on DORF is sorted into the first pile, which stays with the data on the right side of the bold line. Then, all of those students are sorted again. Students having a Lexile 700 or above are placed into group D and students with a Lexile of 699 or below that also had a DORF of 90 or above are placed in group C. The students that have an 89 or below on DORF are sorted into the second pile, which stays with the data on the left side of the bold line. Students having a DORF between 60-89 are placed into group B. The students that have a DORF between 40-59 are placed into group A2 and students with a DORF of 39 or below are placed in to A1.</i></p>			
	DORF is 89 wcpm or below 			DORF is 90 wcpm or above 
Step 3	DORF is 59 or Below  Group A	DORF is 60-89  Group B	Lexile 699 and below  Group C	Lexile 700 and above  Group D
	A1 0-39	A2 40-59	Cross check with DAZE score and weekly assessments (80% or above for Group D). No Lexile score? Use DAZE (Group D: 19 or above, Group C: 18 or below) and weekly assessments	

3rd Grade Flow Chart Winter to Spring-Acadience and i-Ready

Step 1	<p>Write each student's name on a sticky note indicating his or her level or tier based upon winter benchmark Composite Score (pink for intensive, yellow for strategic, green for core, and blue for above core).</p> <p><i>If a student has a composite score of 603 or above on i-ready and 349 or above on Acadience, write his or her name on a blue sticky note. If a student has a composite score between 514-602 on i-ready and 285-348 on Acadience, write his or her name on a green sticky, and so on for yellow and pink. i-ready trumps for color of sticky but note if Acadience would put students in a different group than their i-ready score.</i></p>			
If...	475 or below 234 or Below Pink sticky note	476-513 235-284 Yellow sticky note	514-602 285-348 Green sticky note	603 or above 349 or Above Blue sticky note
Step 2	<p>Sort Sticky Notes by DORF</p> <p><i>Any student that has a 90 or above on DORF is sorted into the first pile, which stays with the data on the right side of the bold line. Then, all of those students are sorted again. Students having a Lexile 700 or above are placed into group D and students with a Lexile of 699 or below that also had a DORF of 90 or above are placed in group C. The students that have an 89 or below on DORF are sorted into the second pile, which stays with the data on the left side of the bold line. Students having a DORF between 60-89 are placed into group B. The students that have a DORF between 40-59 are placed into group A2 and students with a DORF of 39 or below are placed in to A1.</i></p>			
Step 3	DORF is 59 or Below  Group A	DORF is 60-89  Group B	Lexile 699 and below  Group C	Lexile 700 and above  Group D
	A1 0-39	A2 40-59	Cross check with DAZE score and weekly assessments (80% or above for Group D). No Lexile score? Use DAZE (Group D: 19 or above, Group C: 18 or below) and weekly assessments	









4th Grade Flow Chart

Fall to Winter i-Ready (step 1) and Acadience Reading (Step 2 and 3)

Step 1	<p>Write each student's name on a sticky note indicating his or her level or tier based upon fall benchmark score for i-ready (pink for intensive, yellow for strategic, green for core, and blue for above core).</p> <p><i>If a student has a score of 630 or above on i-ready write his or her name on a blue sticky note. If a student has a score between 557-629 on i-ready, write his or her name on a green sticky, and so on for yellow and pink. i-ready is used for color of sticky but note if Acadience would put students in a different group than their i-ready score.</i></p>				
If...	498 or below Pink sticky note	499-556 Yellow sticky note	557-629 Green sticky note	630 or above Blue sticky note	
Step 2	<p>Sort Sticky Notes by ORF with Acadience Reading</p> <p><i>Any student that has a 110 or above on ORF is sorted into the first pile, which stays with the data on the right side of the bold line. Then, all of those students are sorted again. Students having a Lexile 900 or above are placed into group D and students with a Lexile of 899 or below that also had a ORF of 110 or above are placed in group C. The students that have a 109 or below on ORF are sorted into the second pile, which stays with the data on the left side of the bold line. Students having a ORF between 90-109 are placed into group B. The students that have a ORF between 50-89 are placed into group A2 and students with a ORF of 49 or below are placed in to A1.</i></p>				
	<p>ORF is 109 wcpm or Below</p>			<p>ORF is 110 wcpm or Above</p>	
Step 3	<p>ORF 89 or Below wcpm</p> <p>Group A</p>	<p>ORF is 90-109 wcpm</p> <p>Group B</p>	<p>Lexile 899 and below</p> <p>Group C</p>	<p>Lexile 900 and above</p> <p>Group D</p>	
	<p>A1 0-49</p>	<p>A2 50-89</p>	<p>Cross check with DAZE score and weekly assessments (80% or above for Group D). No Lexile score? Use DAZE (Group D: 21 or above, Group C: 20 or below) and weekly assessments</p>		

4th Grade Flow Chart

Winter to Spring-Acadience and i-Ready (highlighted in color)

Step 1	<p>Write each student's name on a sticky note indicating his or her level or tier based upon Composite Score (pink for intensive, yellow for strategic, green for core, and blue for above core).</p> <p><i>If a student has a composite score of 630 or above on i-ready and 391 or above on Acadience, write his or her name on a blue sticky note. If a student has a composite score between 557-620 on i-ready and 330-390 on Acadience, write his or her name on a green sticky, and so on for yellow and pink. i-ready trumps for color of sticky but note if Acadience would put students in a different group than their i-ready score.</i></p>			
If...	498 or below 289 or Below Pink sticky note	499-556 290-329 Yellow sticky note	557-629 330-390 Green sticky note	630 or above 391 or Above Blue sticky note
Step 2	<p>Sort Sticky Notes by DORF</p> <p><i>Any student that has a 110 or above on DORF is sorted into the first pile, which stays with the data on the right side of the bold line. Then, all of those students are sorted again. Students having a Lexile 900 or above are placed into group D and students with a Lexile of 899 or below that also had a DORF of 110 or above are placed in group C. The students that have a 109 or below on DORF are sorted into the second pile, which stays with the data on the left side of the bold line. Students having a DORF between 90-109 are placed into group B. The students that have a DORF between 50-89 are placed into group A2 and students with a DORF of 49 or below are placed in to A1.</i></p>			
Step 3	<p>DORF is 109 wcpm or Below</p> 	<p>DORF is 90-109 wcpm</p> 	<p>DORF is 110 wcpm or Above</p> 	<p>Lexile 899 and below</p> 
	<p>DORF 89 or Below wcpm</p> 	<p>DORF is 90-109 wcpm</p> 	<p>Lexile 899 and below</p> 	<p>Lexile 900 and above</p> 
	<p>Group A</p>	<p>Group B</p>	<p>Group C</p>	<p>Group D</p>
	<p>A1 0-4</p>	<p>A2 50-89</p>	<p>Cross check with DAZE score and weekly assessments (80% or above for Group D). No Lexile score? Use DAZE (Group D: 21 or above, Group C: 20 or below) and weekly assessments</p>	

5th Grade Flow Chart

Fall to Winter i-Ready (step 1) and Acadience Reading (Step 2 and 3)

Step 1	<p>Write each student's name on a sticky note indicating his or her level or tier based upon fall benchmark score for i-ready (pink for intensive, yellow for strategic, green for core, and blue for above core).</p> <p><i>If a student has a score of 641 or above on i-ready write his or her name on a blue sticky note. If a student has a score between 581-640 on i-ready, write his or her name on a green sticky, and so on for yellow and pink. i-ready score is used for the color of sticky but note if Acadience would put students in a different group than their i-ready score.</i></p>				
If...	541 or Below Pink sticky note	542-580 Yellow sticky note	581-640 Green sticky note	641 or Above Blue sticky note	
Step 2	<p>Sort Sticky Notes by ORF</p> <p><i>Any student that has a 110 or above on ORF is sorted into the first pile, which stays with the data on the right side of the bold line. Then, all of those students are sorted again. Students having a Lexile 1000 or above are placed into group D and students with a Lexile of 999 or below that also had a ORF of 110 or above are placed in group C. The students that have a 109 or below on ORF are sorted into the second pile, which stays with the data on the left side of the bold line. Students having a ORF between 90-109 are placed into group B. The students that have a ORF between 50-89 are placed into group A2 and students with a ORF of 49 or below are placed in to A1.</i></p>				
	<p>ORF is 109 wcpm or Below</p>			<p>ORF is 110 wcpm or Above</p>	
Step 3	<p>ORF 89 or Below wcpm</p> <p>Group A</p>	<p>ORF is 90-109 wcpm</p> <p>Group B</p>	<p>Lexile 999 or below</p> <p>Group C</p>	<p>Lexile 1000 and above</p> <p>Group D</p>	
	<p>A1 0-49</p>	<p>A2 50-89</p>	<p>Cross check with DAZE score and weekly assessments (80% or above for Group D). No Lexile score? Use DAZE (Group D: 21 or above, Group C: 20 or below) and weekly assessments</p>		

5th Grade Flow Chart

Winter to Spring-Acadience and i-Ready

Step 1	<p style="text-align: center;">Write each student's name on a sticky note indicating his or her level or tier based upon Composite Score (pink for intensive, yellow for strategic, green for core, and blue for above core).</p> <p style="text-align: center;"><i>If a student has an overall scaled score of 641 or above on i-ready and a composite score of 415 or above on Acadience, write his or her name on a blue sticky note. If a student has an overall scale score between 581 and 640 on i-ready and a composite score between 372-415, write his or her name on a green sticky, and so on for yellow and pink. i-ready trumps for color of sticky but note if Acadience would put students in a different group than their i-ready score.</i></p>			
If...	541 or below 310 or Below Pink sticky note	542-580 310-371 Yellow sticky note	581-640 372-415 Green sticky note	641 or above 415 or Above Blue sticky note
Step 2	<p>Sort Sticky Notes by DORF</p> <p><i>Any student that has a 110 or above on DORF is sorted into the first pile, which stays with the data on the right side of the bold line. Then, all of those students are sorted again. Students having a Lexile 1000 or above are placed into group D and students with a Lexile of 999 or below that also had a DORF of 110 or above are placed in group C. The students that have a 109 or below on DORF are sorted into the second pile, which stays with the data on the left side of the bold line. Students having a DORF between 90-109 are placed into group B. The students that have a DORF between 50-89 are placed into group A2 and students with a DORF of 49 or below are placed in to A1.</i></p>			
Step 3	<p>DORF is 109 wcpm or Below</p>	<p>DORF is 110 wcpm or Above</p>		
	<p>DORF 89 or Below wcpm</p> <p>Group A</p>	<p>DORF is 90-109 wcpm</p> <p>Group B</p>	<p>Lexile 999 or below</p> <p>Group C</p>	<p>Lexile 1000 and above</p> <p>Group D</p>
	<p>A1 0-49</p>	<p>A2 50-89</p>	<p>Cross check with DAZE score and weekly assessments (80% or above for Group D). No Lexile score? Use DAZE (Group D: 21 or above, Group C: 20 or below) and weekly assessments</p>	

Contact us

www.strivetlc.com/contact-us



For more information or to purchase - please visit:
<https://www.strivetlc.com/shop/data-system/>



We STRIVE to support teachers, leaders, and coaches through evidence-based practices and positive supporting relationships. We customize our support based on school needs to build capacity for improved learner outcomes.

We STRIVE to provide TLC (tender, loving, care) to teachers, leaders, and coaches through our nonprofit by giving back at least 10% of all STRIVE proceeds through consulting, scholarships, resources, and give-a-ways.

STRIVE services include professional development (virtual and in person), onsite consulting, customized development work, and proposal and grant writing. STRIVE's evidence-based models lay the foundation for supporting teachers, leaders, and coaches in their journey for improving learner outcomes. We take pride in customizing each module to meet the needs of each client.

STRIVE's Models:

- STRIVE's PreK Literacy
- STRIVE's Elementary Literacy
- STRIVE's Adolescent Literacy
- STRIVE's Data System: a how to on planning, teaching, and assessing reading groups
- STRIVE's Teams: a how-to on building effective teams with effective instructional leadership
- STRIVE's Coaching: a how-to on becoming an effective instructional coach