

# STRIVE'S FOCUS FOLDER FLOWCHARTS

# *DIBELS 8*

K-5th Bundle







Updated 8-27-23



STRIVE Consulting

SUPPORTING teachers in improving teaching and learning by: building TRUSTING relationships | being RESPONSIVE to teacher needs, using solutions oriented INNOVATIVE thinking | VALIDATING achievement and progress for teachers and students | ENGAGING with teachers in their hard work

## Kindergarten Flow Chart Fall to Winter- DIBELS 8<sup>th</sup> Edition

<b>Step 1</b>	Write each student's name on a sticky note indicating the tier based on the composite score (pink-well below average, yellow-below average, green-average, blue-above average and well above average). Write in all subtest scores, including Lexile, that are provided by the report.			
<b>If...</b>	<b>279 and below</b> Pink sticky note	<b>280-305</b> Yellow sticky note	<b>306-331</b> Green sticky note	<b>332 and above</b> Blue sticky note
<b>Step 2</b>	<b>Sort Sticky Notes by LNF</b> <i>Any student that has a 25 or above on LNF is sorted into the first pile, which stays on the right side of the bold line. The students that have a 24 or below on LNF are sorted into the second pile, which stays on the left side of the bold line. Don't cross the bold line after step 2. Then, the students are sorted again in step 3. Students in the pile on the right side with a 29 or above on PSF are placed in Group D and students with a PSF score of 28 or below are placed in Group C. Students in the pile on the left side with a 5 or above on PSF are placed in Group B. Students with a 4 or below on PSF are placed in Group A.</i>			
	<b>24 or Below on LNF</b> 		<b>25 or Above on LNF</b> 	
<b>Step 3</b>	<b>4 or below on PSF</b>  <b>Group A</b>	<b>5 or above on PSF</b>  <b>Group B</b>	<b>28 or below on PSF</b>  <b>Group C</b>	<b>*29 or above on PSF</b>  <b>Group D</b>
<p>Note: There is a significant amount of "gray" area when sorting kindergarten data. Teachers might need to use best judgement on students who don't align neatly with the numbers. Progress monitoring will indicate movement very quickly for kindergarten students if strategies from the focus sheet are used.</p> <p>*PSF 29 and above is the mid-year target. Students with a high LNF and high PSF should begin blending and segmenting CVC words and sight word work.</p>				







**LNF-** Letter Naming Fluency

**PSF-** Phoneme Segmentation Fluency

Updated: 8-27-23

www.strivetlc.com

## Kindergarten Flow Chart Winter to Spring- DIBELS 8<sup>th</sup> Edition

<b>Step 1</b>	Write each student's name on a sticky note indicating the tier based on the composite score (pink-well below average, yellow-below average, green-average, blue-above average and well above average). Write in all subtest scores, including Lexile, that are provided by the report.			
<b>If...</b>	<b>355 and below</b> Pink sticky note	<b>356-370</b> Yellow sticky note	<b>371-392</b> Green sticky note	<b>393 and above</b> Blue sticky note
<b>Step 2</b>	<p style="text-align: center;"><b>Sort Sticky Notes by NWF-CLS</b></p> <p><i>Any student that has a 25 or above on NWF-CLS is sorted into the first pile, which stays on the right side of the bold line. The students that have a 24 or below on NWF-CLS are sorted into the second pile, which stays on the left side of the bold line. Don't cross the bold line after step 2. Then, the students are sorted again in step 3. Students in the pile on the right side with a 9 or above on NWF-WRC are placed in Group D and students with an NWF-WRC score of 8 or below are placed in Group C. Students in the pile on the left side with a 23 or above on PSF are placed in Group B. Students with a 22 or below on PSF are placed in Group A.</i></p> <div style="display: flex; justify-content: space-around; align-items: center;"> <div style="text-align: center;"> <p><b>24 or Below on NWF-CLS</b></p>  </div> <div style="text-align: center;"> <p><b>25 or Above on NWF-CLS</b></p>  </div> </div>			
<b>Step 3</b>	<p><b>22 or below on PSF</b></p>  <p><b>Group A</b></p>	<p><b>23 or above on PSF</b></p>  <p><b>Group B</b></p>	<p><b>8 or below on NWF-WRC</b></p>  <p><b>Group C</b></p>	<p><b>9 or above on NWF-WRC</b></p>  <p><b>Group D</b></p>
<p>Note: There is a significant amount of "gray" area when sorting kindergarten data. Teachers might need to use best judgement on students who don't align neatly with the numbers. Progress monitoring will indicate movement very quickly for kindergarten students if strategies from the focus sheet are used.</p>				

**NWF-CLS-** Nonsense Word Fluency- Correct Letter Sounds







**PSF-** Phoneme Segmentation Fluency

**NWF-WRC-** Nonsense Word Fluency- Words Recoded Correctly

Updated: 8-27-23     [www.strivetlc.com](http://www.strivetlc.com)

# 1<sup>st</sup> Grade Flow Chart

## Fall to Winter- DIBELS 8<sup>th</sup> Edition

Step 1	Write each student's name on a sticky note indicating the tier based on the composite score (pink-well below average, yellow-below average, green-average, blue-above average and well above average). Write in all subtest scores, including Lexile, that are provided by the report.			
If...	320 and below Pink sticky note	321-329 Yellow sticky note	330-353 Green sticky note	354 and above Blue sticky note
Step 2	<b>Sort Sticky Notes by NWF-CLS</b> <i>Any student that has a 30 or above on NWF-CLS is sorted into the first pile, which stays on the right side of the bold line. The students that have a 29 or below on NWF-CLS are sorted into the second pile, which stays on the left side of the bold line. Don't cross the bold line after step 2. Then, the students are sorted again in step 3. Students in the pile on the right side with a 16 or above on NWF-WRC are placed in Group D and students with an NWF-WRC score of 15 or below are placed in Group C. Students can be sorted again into Groups D1 and D2 using the ORF-WRC* scores. Students in the pile on the left side with a 31 or above on PSF are placed in Group B. Students with a 30 or below on PSF are placed in Group A.</i>			
	<b>29 or Below on NWF-CLS</b> 		<b>30 or Above on NWF-CLS</b> 	
Step 3	30 or below on PSF  <b>Group A</b>	31 or above on PSF  <b>Group B</b>	15 or below on NWF-WRC  <b>Group C</b>	16 or above on NWF-WRC  <b>Group D</b>
	Note: First grade data can show mixed results. The goal is to find the most critical point of instruction. If students can already read fluently (above 45 WPM with an accuracy rate over 90%) the NWF data will be less applicable. <b>The goal is to have a NWF-CLS score above 55 and a NWF-WRC score above 15.</b> Once those markers are met the focus should be on large amounts of <b>text reading and high frequency words</b> . There is grey area in using first grade data!			<b>D1:</b> 34 or below on ORF-WRC or less than 80% acc. <b>D2:</b> 35 or above on ORF-WRC with 81% acc.
*ORF-WRC may be notated as ORF-RF depending on the report.				

**NWF-CLS-** Nonsense Word Fluency-Correct Letter Sounds







**PSF-** Phoneme Segmentation Fluency

**NWF-WRC-** Nonsense Word Fluency-Words Recoded Correctly

**ORF-WRC/WC-** Oral Reading Fluency- Words Read Correctly/Words Correct

Updated: 8-27-23

www.strivetlc.com

<b>1<sup>st</sup> Grade Flow Chart</b> <b>Winter to Spring- 8<sup>th</sup> Edition</b>					
<b>Step 1</b>	Write each student's name on a sticky note indicating the tier based on the composite score (pink-well below average, yellow-below average, green-average, blue-above average and well above average). Write in all subtest scores, including Lexile, that are provided by the report.				
<b>If...</b>	<b>376 and below</b> Pink sticky note	<b>377-388</b> Yellow sticky note	<b>389-423</b> Green sticky note	<b>424 and above</b> Blue sticky note	
<b>Step 2</b>	<b>Sort Sticky Notes by *ORF-WRC</b> <i>Any student that has a 21 or above on ORF-WRC is sorted into the first pile, which stays on the right side of the bold line. The students that have a 20 or below on ORF-WRC are sorted into the second pile, which stays on the left side of the bold line. Don't cross the bold line after step 2. Then, the students are sorted again in step 3. Students in the pile on the right side with a 57 or above on ORF-WRC are placed in Group D and students with score of 56 or below on ORF-WRC are placed in Group C. Students can be sorted again into Groups D1 and D2 using the ORF-WRC scores and ORF-ACC. Students in the pile on the left side with a 10 or above NWF-WRC are placed in Group B. Students with a 9 or below on NWF-WRC are placed in Group A.</i>				
	<b>20 or Below on ORF-WRC</b> 		<b>21 or Above on ORF-WRC</b> 		
<b>Step 3</b>	<b>9 or below on NWF-WRC</b>  <b>Group A</b>	<b>10 or above on NWF-WRC</b>  <b>Group B</b>	<b>56 or below on ORF-WRC</b>  <b>Group C</b>	<b>57 or above on ORF-WRC</b>  <b>Group D</b>	
	<b>Note:</b> First grade data can show mixed results. The goal is to find the most critical point of instruction. If students can already read fluently (above 45 WPM with an accuracy rate over 90%) the NWF data will be less applicable. <b>The goal is to have a NWF-CLS score above 55 and a NWF-WRC score above 15.</b> Once those markers are met the focus should be on large amounts of <b>text reading and high frequency words</b> . There is grey area in using first grade data! Screen or PM Group A for PSF- goal 43+. *ORF-WRC may be notated as ORF-RF depending on the report.			<b>D1:</b> 75 or below on ORF-WRC or less than 80% on ORF-ACC.	<b>D2:</b> 76 or above on ORF-WRC with 81% on ORF-ACC.

**ORF-WRC/WC-** Oral Reading Fluency- Words Read Correctly/Words Correct

**NWF-WRC-** Nonsense Word Fluency- Words Recoded Correctly







**ORF-ACC.-** Oral Reading Fluency- Accuracy

Updated: 8-27-23

www.strivetlc.com

## 2<sup>nd</sup> Grade Flow Chart

### Fall to Winter- DIBELS 8<sup>th</sup> Edition

Step 1	Write each student's name on a sticky note indicating the tier based on the composite score (pink-well below average, yellow-below average, green-average, blue-above average and well above average). Write in all subtest scores, including Lexile, that are provided by the report.			
If...	315 and below Pink sticky note	316-328 Yellow sticky note	329-360 Green sticky note	361 and above Blue sticky note
Step 2	<b>Sort Sticky Notes by *ORF-WRC</b> <i>Any student that has a 49 or above on ORF-WRC is sorted into the first pile, which stays on the right side of the bold line. The students that have a 48 or below on ORF-WRC are sorted into the second pile, which stays on the left side of the bold line. Don't cross the bold line after step 2. Then, the students are sorted again in step 3. Students in the pile on the right side with an 85 or above on ORF-WRC are placed in Group D and students with an ORF-WRC score between 49 and 84 are placed in group C. Students can be sorted again into Groups D1 and D2 using the Lexile and Maze scores. Students in the pile on the left side with a 10 or above on NWF-WRC and/or a 29 or above on ORF-WRC are placed in Group B. Students with a 9 or below on NWF-WRC and/or a 28 or below on ORF-WRC are placed in Group A.</i>			
	<b>48 or Below on ORF-WRC</b> 		<b>49 or Above on ORF-WRC</b> 	
Step 3	9 or below on NWF-WRC and/or 28 or below on ORF-WRC   <b>Group A</b>	10 or above on NWF- WRC and/or 29 or above on ORF-WRC   <b>Group B</b>	49-84 on ORF-WRC Organize in 2 columns by ORF-ACC (≤91% and ≥92%)   <b>Group C</b>	85 or above on ORF-WRC   <b>Group D</b>
	Use WRF scores to analyze the need for teaching high frequency words as the focus in Group B. If WRF score is 25 or less, prioritize sight word teaching, blending and segmenting sounds in words, and decodable text reading.  *ORF-WRC may be notated as ORF-RF depending on the report.			<b>D1:</b> Lexile 480 and below or Maze 0-4.5

**ORF-WRC/WC-** Oral Reading Fluency- Words Read Correctly/Words Correct

**NWF-WRC-** Nonsense Word Fluency- Words Recoded Correctly







**ORF-ACC.-** Oral Reading Fluency- Accuracy

Updated: 8-27-23

www.strivetlc.com

## 2<sup>nd</sup> Grade Flow Chart

### Winter to Spring- DIBELS 8<sup>th</sup> Edition

Step 1	Write each student's name on a sticky note indicating the tier based on the composite score (pink-well below average, yellow-below average, green-average, blue-above average and well above average). Write in all subtest scores, including Lexile, that are provided by the report.			
If...	372 and below Pink sticky note	373-388 Yellow sticky note	389-422 Green sticky note	423 and above Blue sticky note
Step 2	Sort Sticky Notes by *ORF-WRC <i>Any student that has a 78 or above on ORF-WRC is sorted into the first pile, which stays on the right side of the bold line. The students that have a 77 or below on ORF-WRC are sorted into the second pile, which stays on the left side of the bold line. Don't cross the bold line after step 2. Then, the students are sorted again in step 3. Students in the pile on the right side with a 117 or above on ORF-WRC are placed in Group D and students with score of 116 or below on ORF-WRC are placed in Group C. Students can be sorted again into Groups D1 and D2 using MAZE or Lexile. Students in the pile on the left side with a 59-77 on ORF-WRC are placed in Group B. Students with a 58 or below on ORF-WRC are placed in Group A.</i>			
	77 or Below on ORF-WRC 		78 or Above on ORF-WRC 	
Step 3	58 or below on ORF-WRC  Group A	59-77 on ORF-WRC  Group B	116 or below on ORF-WRC  Group C	117 or above on ORF-WRC  Group D
	Analyze WRF to check the need for teaching high frequency words as the focus in Group B. If WRF score is 35 or below, prioritize sight word teaching in addition to blending and segmenting sounds in words and decodable text reading.			D1: MAZE 8.5 or below Lexile 545 or below
*ORF-WRC may be notated as ORF-RF depending on the report.				







\*ORF-WRC may be notated as ORF-RF depending on the report.

**ORF-WRC/WC-** Oral Reading Fluency-Words Read Correctly/Words Correct

**WRF-** Word Reading Fluency

Updated: 8-27-23 [www.strivetlc.com](http://www.strivetlc.com)

### 3<sup>rd</sup> Grade Flow Chart Fall to Winter- DIBELS 8<sup>th</sup> Edition

<b>Step 1</b>	Write each student's name on a sticky note indicating the tier based on the composite score (pink-well below average, yellow-below average, green-average, blue-above average and well above average). Write in all subtest scores, including Lexile, that are provided by the report.			
<b>If...</b>	<b>313 and below</b> Pink sticky note	<b>314-331</b> Yellow sticky note	<b>332-364</b> Green sticky note	<b>365 and above</b> Blue sticky note
<b>Step 2</b>	<b>Sort Sticky Notes by *ORF-WRC</b> <i>Any student that has a 73 or above on ORF-WRC is sorted into the first pile, which stays on the right side of the bold line. The students that have a 72 or below on ORF-WRC are sorted into the second pile, which stays on the left side of the bold line. Don't cross the bold line after step 2. Then, the students are sorted again in step 3. Students in the pile on the right side with a 706 or above on Lexile are placed in Group D and students with a Lexile of 705 or below are placed in Group C. Students in the pile on the left side with a score between 55 and 72 on ORF-WRC are placed in Group B. Students with a 54 or below on ORF-WRC are placed in Group A. Students can be sorted again into A1 and A2 using NWF-WRC.</i>			
	<b>72 or Below on ORF-WRC</b> 		<b>73 or Above on ORF-WRC</b> 	
<b>Step 3</b>	<b>54 or below on ORF-WRC</b>  <b>Group A</b>	<b>55-72 on ORF-WRC</b>  <b>Group B</b>	<b>705 or below on Lexile</b>  <b>Group C</b>	<b>706 or above on Lexile</b>  <b>Group D</b>
	<b>A1:</b> 23 or below on NWF-WRC	<b>A2:</b> 24 or above on NWF-WRC	Prioritize high frequency word instruction if WRF is 39 or below.  Cross check with MAZE score and weekly assessments (80% or above for Group D). <b>No Lexile score?</b> Use MAZE (Group D: 15 or above, Group C: 14.5 or below) and weekly assessment. *ORF-WRC may be notated as ORF-RF depending on the report.	

**ORF-WRC/WC-** Oral Reading Fluency- Words Read Correctly/Words Correct







**NWF-WRC-** Nonsense Word Fluency- Words Recoded Correctly

**WRF-** Word Reading Fluency

Updated: 8-27-23

www.strivetlc.com

### 3<sup>rd</sup> Grade Flow Chart Winter to Spring- DIBELS 8<sup>th</sup> Edition

<b>Step 1</b>	Write each student's name on a sticky note indicating the tier based on the composite score (pink-well below average, yellow-below average, green-average, blue-above average and well above average). Write in all subtest scores, including Lexile, that are provided by the report.			
<b>If...</b>	<b>376 and below</b> Pink sticky note	<b>377-392</b> Yellow sticky note	<b>393-426</b> Green sticky note	<b>427 and above</b> Blue sticky note
<b>Step 2</b>	<b>Sort Sticky Notes by *ORF-WRC</b> <i>Any student that has a 105 or above on ORF-WRC is sorted into the first pile, which stays on the right side of the bold line. The students that have a 104 or below on ORF-WRC are sorted into the second pile, which stays on the left side of the bold line. Don't cross the bold line after step 2. Then, the students are sorted again in step 3. Students in the pile on the right side with a Lexile of 761 or above are placed in Group D and students with Lexile of 760 or below are placed in Group C. Students in the pile on the left side with a 85-104 on ORF-WRC are placed in Group B. Students with a 84 or below on ORF-WRC are placed in Group A. Students can be sorted again into groups A1 and A2 using NWF-WRC.</i>			
	<b>104 or Below on ORF-WRC</b> 		<b>105 or Above on ORF-WRC</b> 	
<b>Step 3</b>	<b>84 or below on ORF-WRC</b>  <b>Group A</b>	<b>85-104 on ORF-WRC</b>  <b>Group B</b>	<b>Lexile is 760 or below</b>  <b>Group C</b>	<b>Lexile is 761 or above</b>  <b>Group D</b>
	<b>A1:</b> NWF-WRC 29 and below	<b>A2:</b> NWF-WRC 30 and above	Prioritize sight word instruction if WRF is 49 and below.  Cross check with MAZE score and weekly assessments (80% or above for Group D). <b>No Lexile score?</b> Use MAZE (Group D: 20.5 or above, Group C: 20 or below) *ORF-WRC may be notated as ORF-RF depending on the report.	

**ORF-WRC/WC-** Oral Reading Fluency- Words Read Correctly/Words Correct    **NWF-WRC-** Nonsense Word Fluency- Words Recoded Correctly  
**WRF-** Word Reading Fluency

Updated: 8-27-23

www.strivetlc.com

## 4th Grade Flow Chart







### Fall to Winter- DIBELS 8<sup>th</sup> Edition

<b>Step 1</b>	Write each student's name on a sticky note indicating the tier based on the composite score (pink-well below average, yellow-below average, green-average, blue-above average and well above average). Write in all subtest scores, including Lexile, that are provided by the report.			
<b>If...</b>	<b>309 and below</b> Pink sticky note	<b>310-330</b> Yellow sticky note	<b>331-367</b> Green sticky note	<b>368 and above</b> Blue sticky note
<b>Step 2</b>	<p style="text-align: center;"><b>Sort Sticky Notes by Lexile</b></p> <p><i>Any student that has a 735 or above on Lexile is sorted into the first pile, which stays on the right side of the bold line. The students that have a 734 or below on Lexile are sorted into the second pile, which stays on the left side of the bold line. Don't cross the bold line after step 2. Then, the students are sorted again in step 3. Students in the pile on the right side with an 896 or above on Lexile are placed in Group D and students with a Lexile of 895 or below and 87 or above on *ORF-WRC are placed in Group C. Students in the pile on the left side with a score between 62 and 86 on ORF-WRC are placed in Group B. Students with a 61 or below on ORF-WRC are placed in Group A. Students can be sorted again into A1 and A2 using ORF-WRC.</i></p> <div style="display: flex; justify-content: space-around; align-items: center;"> <div style="text-align: center;"> <p><b>734 or Below on Lexile</b></p> </div> <div style="text-align: center;"> <p><b>735 or Above on Lexile</b></p> </div> </div>			
<b>Step 3</b>	<p><b>61 or below on ORF-WRC</b></p> <p><b>Group A</b></p>	<p><b>62-86 on ORF-WRC</b></p> <p><b>Group B</b></p>	<p><b>895 or below on Lexile and ORF-WRC 87 or above</b></p> <p><b>Group C</b></p>	<p><b>896 or above on Lexile</b></p> <p><b>Group D</b></p>
	<p><b>A1: 0-31 on ORF-WRC</b></p> <p><small>NOTE: Use WRF subtest from grade 3 to check for sight word reading fluency with students in Group A1.</small></p>	<p><b>A2: 32-61 on ORF-WRC</b></p>	<p>Cross check with MAZE score and weekly assessments (80% or above for Group D).</p> <p><b>No Lexile score?</b> Use ORF-WRC for Step 2: 87 and above on the right, 86 and below on the left. Use MAZE for Step 3: Group D: 21 or above, Group C: 20.5 or below.</p> <p>*ORF-WRC may be notated as ORF-RF depending on the report.</p>	

**ORF-WRC/WC-** Oral Reading Fluency- Words Read Correctly/Words Correct

**WRF-** Word Reading Fluency

## 4<sup>th</sup> Grade Flow Chart Winter to Spring- DIBELS 8<sup>th</sup> Edition







<b>Step 1</b>	Write each student's name on a sticky note indicating the tier based on the composite score (pink-well below average, yellow-below average, green-average, blue-above average and well above average). Write in all subtest scores, including Lexile, that are provided by the report.			
<b>If...</b>	<b>379 and below</b> Pink sticky note	<b>380-398</b> Yellow sticky note	<b>399-430</b> Green sticky note	<b>431 and above</b> Blue sticky note
<b>Step 2</b>	<p style="text-align: center;"><b>Sort Sticky Notes by Lexile</b></p> <p><i>Any student that has a 790 or above on Lexile is sorted into the first pile, which stays on the right side of the bold line. The students that have a 789 or below on Lexile are sorted into the second pile, which stays on the left side of the bold line. Don't cross the bold line after step 2. Then, the students are sorted again in step 3. Students in the pile on the right side with a 951 or above are placed in Group D and students with score of 950 or below on Lexile and an *ORF-WRC score of 121 or above are placed in Group C. Students in the pile on the left side with a 98-120 on ORF-WRC are placed in Group B. Students with an 97 or below on ORF-WRC are placed in Group A. Students can be sorted again into groups A1 and A2 using ORF-WRC.</i></p> <div style="display: flex; justify-content: space-around; align-items: center;"> <div style="text-align: center;"> <p><b>789 or Below on Lexile</b></p>  </div> <div style="text-align: center;"> <p><b>790 or Above on Lexile</b></p>  </div> </div>			
<b>Step 3</b>	<p><b>97 or below on ORF-WRC</b></p>  <p><b>Group A</b></p>	<p><b>98-120 on ORF-WRC</b></p>  <p><b>Group B</b></p>	<p><b>Lexile is 950 or below and ORF-WRC 121 or above</b></p>  <p><b>Group C</b></p>	<p><b>Lexile is 951 or above</b></p>  <p><b>Group D</b></p>
	<b>A1:</b> ORF-WRC 0-48	<b>A2:</b> ORF-WRC 49-97	<p>Cross check with MAZE score and weekly assessments (80% or above for Group D).</p> <p><b>No Lexile score?</b> Use ORF-WRC for Step 2: 121 and above on the right, 120 and below on the left. Use MAZE for Step 3: Group D: 23.5 or above, Group C: 23 or below.</p> <p>*ORF-WRC may be notated as ORF-RF depending on the report.</p>	

**ORF-WRC/WC-** Oral Reading Fluency- Words Read Correctly/Words Correct

Updated: 8-27-23    [www.strivetlc.com](http://www.strivetlc.com)

## 5th Grade Flow Chart

### Fall to Winter- DIBELS 8<sup>th</sup> Edition

<b>Step 1</b>	Write each student's name on a sticky note indicating the tier based on the composite score (pink-well below average, yellow-below average, green-average, blue-above average and well above average). Write in all subtest scores, including Lexile, that are provided by the report.			
<b>If...</b>	<b>312 and below</b> Pink sticky note	<b>313-334</b> Yellow sticky note	<b>335-369</b> Green sticky note	<b>370 and above</b> Blue sticky note
<b>Step 2</b>	<b>Sort Sticky Notes by Lexile</b> <i>Any student that has 900 or above on Lexile is sorted into the first pile, which stays on the right side of the bold line. The students that have a 899 or below on Lexile are sorted into the second pile, which stays on the left side of the bold line. Don't cross the bold line after step 2. Then, the students are sorted again in step 3. Students in the pile on the right side with 1051 or above on Lexile are placed in Group D and students with a Lexile between 900-1050 are placed in Group C. Students in the pile on the left side with a Lexile between 746 and 899 are placed in Group B. Students with a Lexile that is 745 or below and an 80 or below on *ORF-WRC are placed in group A. Students can be sorted again into A1 and A2 using ORF- WRC.</i>			
	<b>899 or Below on Lexile</b> 		<b>900 or Above on Lexile</b> 	
<b>Step 3</b>	<b>Lexile is 745 or below and 80 or below on ORF-WRC</b>  <b>Group A</b>	<b>Lexile is 746-899</b>  <b>Group B</b>	<b>Lexile is 900-1050</b>  <b>Group C</b>	<b>Lexile is 1051 and above</b>  <b>Group D</b>
	<b>A1: 0-40 ORF-WRC</b>	<b>A2: 41-80 ORF-WRC</b>	Cross check with MAZE score and weekly assessments (80% or above for Group D). <b>No Lexile score?</b> Use ORF-WRC for Step 2: 103 and above on the right, 102 and below on the left. Use MAZE and ORF-WRC for Step 3: Group D: MAZE 23.5 or above, Group C: MAZE 23 or below, Group B: ORF-WRC 81-102, Group A: ORF-WRC 80 and below. *ORF-WRC may be notated as ORF-RF depending on the report.	







**ORF-WRC/WC-** Oral Reading Fluency- Words Read Correctly/Words Correct

Updated: 8-27-23

www.strivetlc.com

## 5<sup>th</sup> Grade Flow Chart

### Winter to Spring- DIBELS 8<sup>th</sup> Edition

<b>Step 1</b>	Write each student's name on a sticky note indicating the tier based on the composite score (pink-well below average, yellow-below average, green-average, blue-above average and well above average). Write in all subtest scores, including Lexile, that are provided by the report.			
<b>If...</b>	<b>379 and below</b> Pink sticky note	<b>380-393</b> Yellow sticky note	<b>394-420</b> Green sticky note	<b>421 and above</b> Blue sticky note
<b>Step 2</b>	<p style="text-align: center;"><b>Sort Sticky Notes by Lexile</b></p> <p><i>Any student that has a 925 or above on Lexile is sorted into the first pile, which stays on the right side of the bold line. The students that have a 924 or below on Lexile are sorted into the second pile, which stays on the left side of the bold line. Don't cross the bold line after step 2. Then, the students are sorted again in step 3. Students in the pile on the right side with 1076 or above on Lexile are placed in Group D and students with score of 925-1075 on Lexile are placed in Group C. Students in the pile on the left side with a 771-924 on Lexile are placed in Group B. Students with a Lexile of 770 or below and a 107 or below on *ORF-WRC are placed in Group A. Students can be sorted again into Groups A1 and A2 using ORF-WRC.</i></p> <div style="display: flex; justify-content: space-around; align-items: center;"> <div style="text-align: center;"> <p><b>924 or Below on Lexile</b></p>  </div> <div style="text-align: center;"> <p><b>925 or Above on Lexile</b></p>  </div> </div>			
<b>Step 3</b>	<p><b>Lexile is 770 or below and ORF-WRC is 107 or below</b></p>  <p><b>Group A</b></p>	<p><b>Lexile is 771-924</b></p>  <p><b>Group B</b></p>	<p><b>Lexile is 925-1075</b></p>  <p><b>Group C</b></p>	<p><b>Lexile is 1076 or above</b></p>  <p><b>Group D</b></p>
	<b>A1:</b> ORF-WRC 0-53	<b>A2:</b> ORF-WRC 54-107	<p>Cross check with Maze score and weekly assessments (80% or above for Group D).  <b>No Lexile score?</b> Use ORF-WRC for Step 2: 122 and above on the right, 121 and below on the left. Use MAZE and ORF-WRC for Step 3: Group D: MAZE 27 or above, Group C: MAZE 26.5 or below, Group B: ORF-WRC 108-121, Group A: ORF-WRC 107 and below.            *ORF-WRC may be notated as ORF-RF depending on the report.</p>	

**ORF-WRC/WC-** Oral Reading Fluency- Words Read Correctly/Words Correct

Updated: 8-27-23

www.strivetlc.com